

My Classroom Management Plan

Genevieve Ricciardi

My Philosophy

My classroom management philosophy is based upon Love and Logic through creating a loving and nurturing environment for my students.

When my students walk through our classroom door, they will know that our classroom is a place where they are safe. By creating an environment of comfort, trust, and respect, I will be able to facilitate learning and build relationships with my students. I will be fair and clear in my expectations of my students, and I will give my students a voice in our classroom. I will foster a love of learning in my students, and I will be empathetic towards them. I will recognize that my students are children and that they will make mistakes. My classroom will be a place for growth, where students can flourish (Fay, 2010).

Love and Logic

- Build positive relationships.
- Have empathy.
- Work with students on my terms.
- Students learn to take responsibility.
- Students learn to problem solve.
- Neutralize arguments.
- Students calm down before matter is discussed.

HOW I RUN MY LOVE AND LOGIC CLASSROOM

I WILL TREAT YOU WITH RESPECT,
SO YOU WILL KNOW HOW TO TREAT ME.

FEEL FREE TO DO ANYTHING THAT DOESN'T
CAUSE A PROBLEM FOR ANYONE ELSE.

IF YOU CAUSE A PROBLEM,
I WILL ASK YOU TO SOLVE IT.

IF YOU CAN'T SOLVE THE PROBLEM,
OR CHOOSE NOT TO, I WILL DO SOMETHING.

WHAT I DO, WILL DEPEND ON THE SPECIAL
PERSON, AND THE SPECIAL SITUATION.

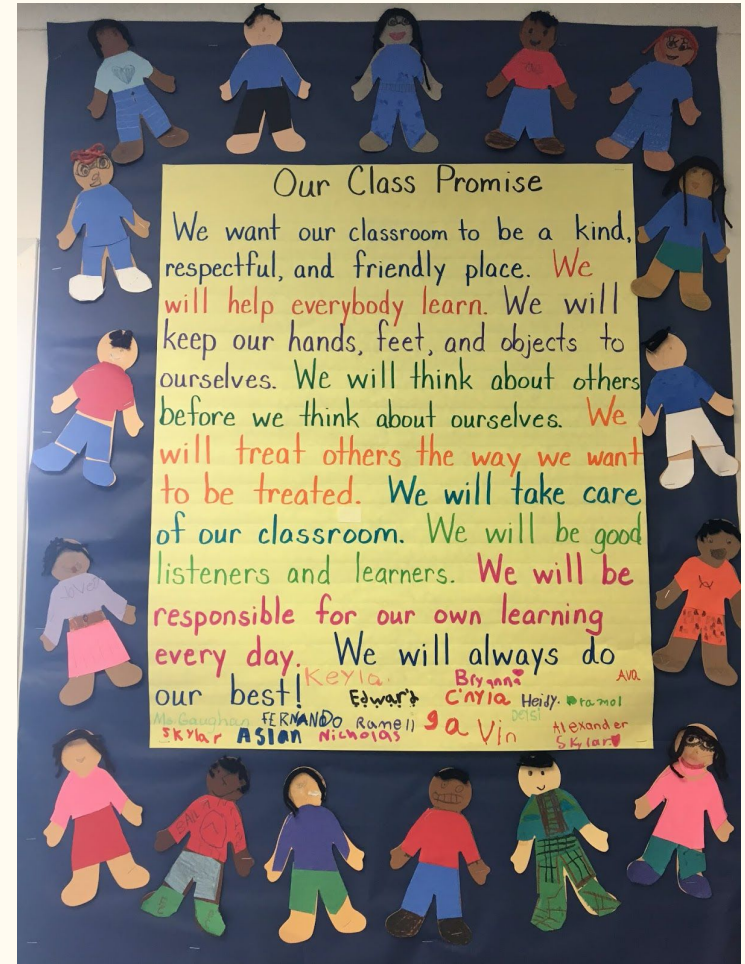
IF YOU FEEL SOMETHING IS UNFAIR,
WHISPER TO ME "I'M NOT SURE
THAT'S FAIR," AND WE WILL TALK.



800-338-4065
www.loveandlogic.com

Day 1

- Greet students with a smile at the door.
- Invite students to find their seat.
- Every student will receive a welcome bag.
- Get to know students with a fun activity.
- Introduce and practice classroom procedures.
- Create a class promise and have each student sign it.



3 things I like to do...

Hi
there,

My name is...







A LITTLE THING THAT MAKES ME FEEL HAPPY IS..

SOMETHING YOU MIGHT NOT KNOW ABOUT ME IS...

<input type="radio"/>
<input type="radio"/>
<input type="radio"/>



TODAY'S SCHEDULE

08:50		Reading
09:20		Writing
09:50		Spelling
10:20		Recess
10:35		Math
11:15		Science
12:05		Lunch
01:05		Art
01:45		P.E.
02:30		Dismissal

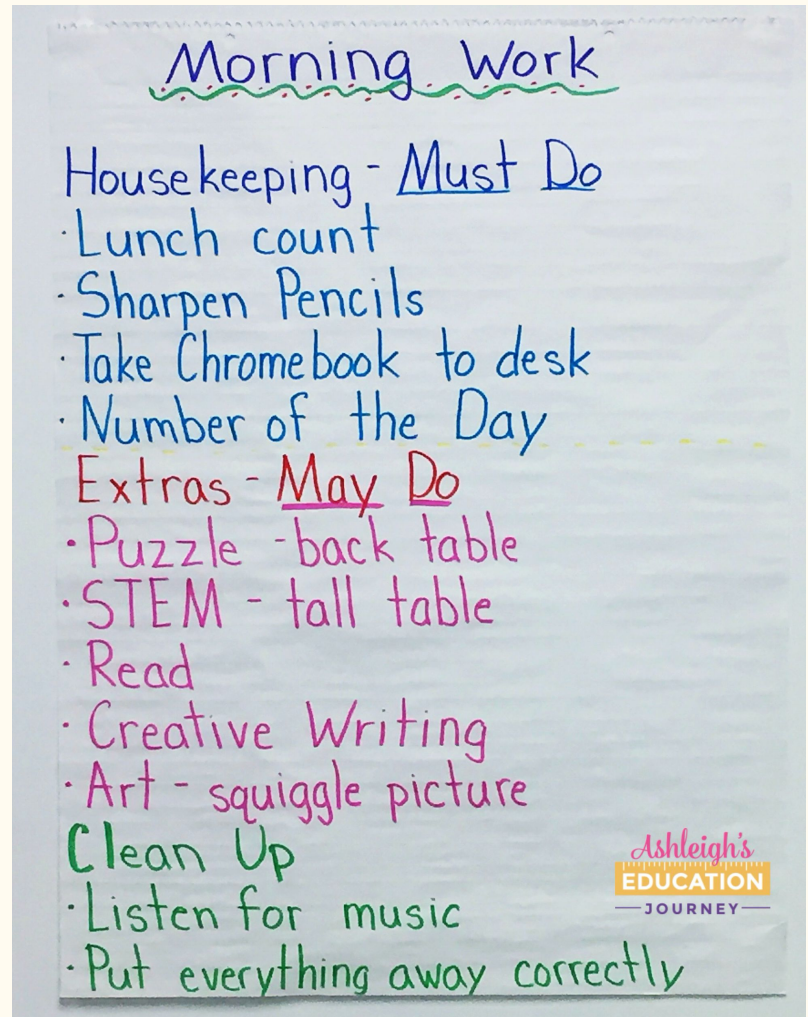


{ Lunch Count }

	19 2 h 22 21
	3 18 17 01
	
	

Day 2

- Greet students at the door.
- Review and practice procedures from Day 1.
- Introduce new procedures and expectations.
- Introduce the morning routine.



Morning Work

Housekeeping - Must Do

- Lunch count
- Sharpen Pencils
- Take Chromebook to desk
- Number of the Day

Extras - May Do

- Puzzle - back table
- STEM - tall table
- Read
- Creative Writing
- Art - squiggle picture

Clean Up

- Listen for music
- Put everything away correctly

Ashleigh's
EDUCATION
— JOURNEY —

Get along
Respect others
On task
Use quiet voices
Participate
Stay in your group

In Our Class
 19 Class Rules

We all belong
 We make mistakes
 We are important
 We encourage
 We don't give up
 We take turns
 We try our best
 We are a team

No Swearing Zone.

THE WORDS WE CHOOSE
 SPEAK VOLUMES.

LINE UP AND HALLWAY ROUTINE



be quiet



listen



look ahead



hands at your side



stay in line



walking feet



Day 3

- Review and practice previous procedures.
- Introduce homework and turn-in procedure.
- Introduce classroom voice level.
- Introduce behavior color code.





Days 4 & 5

- Review and practice previous procedures.
- Discuss logical consequences.
- Introduce classroom jobs.



LOGICAL CONSEQUENCES

ABUSE IT , LOSE IT	Temporary loss of privileges, equipment, items and/or activities.
INCOMPLETE WORK	Finish at recess or for homework.
DISRESPECTFUL BEHAVIOR	Separation from group – Time Out within the classroom and write an apology letter.
TALKING DURING INSTRUCTION	Separation from group. At first, timeout within the classroom. If continues send to another room for time out.
WASTING INSTRUCTIONAL TIME	Make time up at recess. Set the timer each time to show how much time was wasted and needs to be made up.
MESSING AROUND IN THE LINE	Send to the back of the line and tries again.
POOR MANNERS	Copy and write out a list of proper manners they should exhibit.
GENERAL – Warning, Time Out within Classroom, Timeout in another Classroom	

Connections to Family

- Send each student home with a letter on Day 1.
 - Tell parents about myself.
 - Tell parents how they can contact me.
 - Ask for the best way to contact parents.
- “Let parents know when students are doing well” (Wong, 2014).
 - Every parent will receive a phone call from me by the end of the first week of school.
- Classroom newsletter
- Friday Letters

HELLO 1ST GRADER!



My name is Mrs. Southard, and I am so excited to be your teacher this year! We are going to do so many **FUN** things, and of course we will learn a lot. I hope you had a *fabulous* summer, and I can't wait to hear all about it. I am so excited to meet you at **Open House** on Monday, August 5th at 6:00. Your parents can bring your school supplies that night, or you can bring them on the first day of school. Want to know a little more about me? Here are a few of my **FAVORITE** things:



- Colors: **Blue and Purple**
- Season: **Fall**
- Foods: **Pizza and Ice Cream**
- Book: **The Book with No Pictures**
- Drinks: **Coffee and Water**
- Hobbies: **Reading and Exercising**
- Thing to Do: **Spend Time with my Family**



I am looking forward to meeting you, and learning about all of your favorite things this year! See you soon!



Love,
Mrs. Southard

Want to hear me read this letter to you? Have your parents scan the code above with any QR Reader app.

editable Classroom Newsletter

Weekly News!

Send to Families

Happy September! We are so excited to get started on the first day of school! Our school year has started off so exciting and I cannot wait to continue to see the growth and excitement of our children every single day!

I am super excited to announce that I have teamed up with 50 teachers to do the 50 for a positive change. This group of teachers will post and receive comments to and from other blogs. The topic is more about children's development within our four counties. The students have all been identifying information about the common English, and we will focus on the other 49 states this way. I am super excited for this opportunity, but could definitely use your help finding great posts to read. If you are not about with your friends, and I do great posts with you, you could see how it could be used to make the best of your students in your state. We will be using 49 posts to be interactive, so we can have some to read by looking up. Students can read it as they go, so they can be as wonderful, and just want to be there for the highlighting of Colorado through these blogs. Please send the posts to me, and we will list it out as a class. Thanks for all of your comments support to help make the findings in our classroom easier to happen.

Love,
Mrs. Kelly

Check Us Out In Action!



BY: THE MOUNTAIN TEACHER

MONTHLY or WEEKLY

Week of September 30

Reading

In reading, we will read and discuss the story about the mountain. We will be reading the book "The Mountain" by the author, Kelly. We will be reading the book "The Mountain" by the author, Kelly. We will be reading the book "The Mountain" by the author, Kelly.

Writing

In writing, we will write a letter to our parents. We will be writing a letter to our parents. We will be writing a letter to our parents. We will be writing a letter to our parents.

Math

In math, we will be learning about the number 10. We will be learning about the number 10. We will be learning about the number 10.

Science/Social Studies

In science/social studies, we will be learning about the mountain. We will be learning about the mountain. We will be learning about the mountain.

Important Dates:

- September 25 - Victory Day
- September 29 - 100th Day
- September 30 - 100th Day
- September 25 - Science
- September 25 - Social Studies
- September 25 - Fall Day



Dear Families,

This year our class will be writing weekly letters home every Friday. This is a chance for your child to tell you about their week and what they're learning at school. Please read their letter over the weekend. You can choose to respond by writing on the back of their letter, or simply having a conversation with your child. This is a great way to stay connected.

Friday Journals should return back to school every Monday. We are looking forward to telling you all about school!

Sincerely,

Connections to Students

- Initiate a relationship with each student.
- Give students outlets to reach out.

BUILDING POSITIVE TEACHER-STUDENT RELATIONSHIPS

Education on the Edge @woodardjulie #Reed Gillespie

1. Get to *know* your students & accept them for who they are.

 - { Be the teacher that defends every student others criticize }
2. Set **HIGH** expectations for students.

 - { Recognize student potential }
3. Be empathetic and **TEACH** empathy.

 - { Provide a safe environment where student voice is heard }
4. Be positive and energetic.

 - { Be **Passionate**. Brag about students. Smile and celebrate }
5. Build trust.

 - { Show your vulnerability. Take risks }
6. **Be YOU!**

 - { Share you. Give glimpses of who you are }

HOW TO BUILD POSITIVE RELATIONSHIPS WITH STUDENTS






Your favorites list,

Name: _____

List  things you like to do when you're not in school:

1		2	
		3	

Circle  you love:

- Rabbits 
- Cats 
- Dogs 
- Dancing 
- Art/Drawing 
- Writing 
- Acting/Theatre 
- Singing 
- Bike riding 
- Computers 
- Baking/Cooking 
- Board games 
- Video games 
- Science 
- Army 
- Football 
- Boating 
- School 
- Swimming 
- Music 


Family fun favorites

 Video games

 Movies

 Shows

Other: _____



Positive Reinforcement

STOP SAYING
"You are so smart"
AND START SAYING...

1. You tried really hard on that.
2. You never gave up, even when it was hard.
3. You have such a positive attitude.
4. You have really improved on _____.
5. What a creative solution to that problem!
6. You work very well with your classmates.
7. What a great friend you are!
8. I love how you took ownership of that!
9. That was a very responsible thing you did.
10. I like the way you are doing _____.
11. I admire the way you _____.
12. You really handled that situation well because _____.
13. It was brave of you to _____.
14. I love that you are always prepared for class.
15. You did a great job of helping _____ with her assignment.
16. You have taken great care of your desk/locker/book.
17. You remembered to bring _____ to class! Great job!
18. I know I can trust you because _____.
19. I can tell you studied very hard!
20. I appreciate how helpful you were when you _____.
21. You did a great job of participating today!
22. I could tell you worked well with your group because _____.
23. It is so nice that you value other people's opinions.
24. I can tell you tried your very best because _____.
25. You really encouraged your classmates today when you _____.
26. What a creative way to solve that problem!
27. You are not afraid of a challenge! I like that!
28. You thought of that all by yourself!
29. You remembered to _____ (specific skill)! Great thinking!
30. I am so proud that you made that choice.

www.SCHOOLHOUSEDIVAS.BLOGSPOT.COM

Name Abby
 Date 8-26

A Note from the Teacher About:

<input checked="" type="checkbox"/> listening	<input type="checkbox"/> academics	<input type="checkbox"/> safety
<input checked="" type="checkbox"/> participating	<input type="checkbox"/> using kind words	<input type="checkbox"/> language
<input checked="" type="checkbox"/> following directions	<input type="checkbox"/> keeping hands to self	<input type="checkbox"/> fine motor skills

Notes:
 Abby did an excellent job today!! She was a great listener and participator. Keep it up!

Teacher Signature: _____ Parent Signature: _____

Cahill's
 Creations *Please sign and return tomorrow.

Sit With a Buddy Pass	Bring a Stuffed Animal Pass
HOMEWORK Pass	5 Bonus Points Pass
Pick a Seat Pass	No Shoes Pass
Use a Pen Pass	Bring a Show and Tell Item Pass
Positive Note to Parents Pass	Wear a Hat Pass

References

- Fay, J. Funk, D. (2010). Teaching with Love and Logic: Taking control of the classroom. Love and Logic Press: Golden, CO.
- Marzano, R. (2003). Classroom Management that Works: Research-based strategies for every teacher. ASCD: Alexandria, VA.
- Wong, H. and Wong, R. (2014). The Classroom Management Book. Harry Wong Publications, Inc: Mountainview, CA.